

TECH

MAHLE

TECH INFORMATION FROM MAHLE CLEVITE INC.

TB-2080

Issued: March 2013

MAIN BEARING SETS

Due to the number of different main bearing configurations of the Ford 4.6L and 5.4L engines, a quick reference guide was developed to aid technicians in identifying the correct main bearing set for their specific version. Use the illustrations below to ensure the correct main set is obtained by comparing the illustrations to the main bearings that were removed from the engine.

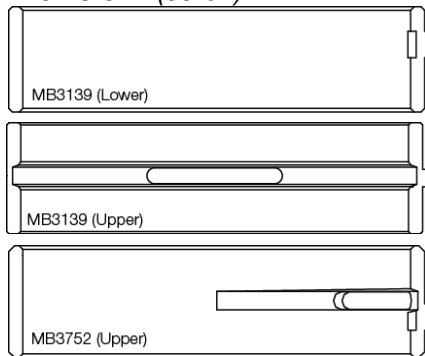
MS2202A / MS2202P / MS2202H

4.6L SOHC 16V (97-10)

5.4L SOHC 16V (97-11)

5.4L SOHC 24V (04-11)

5.4L DOHC 32V (99-04)

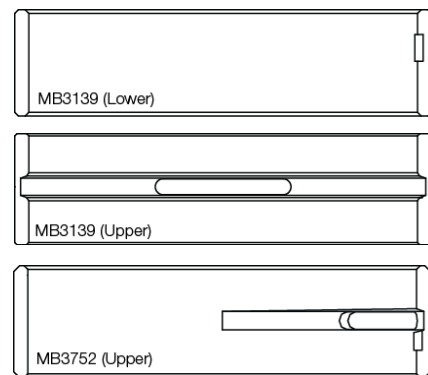


**MB3139WL & MB3139WU thrust washers are also included*

MS2203A / MS2203P / MS2203H (V10)

6.8L SOHC 20V (97-12)

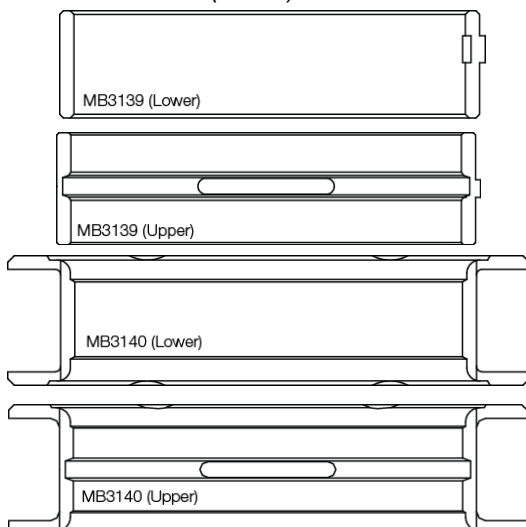
6.8L SOHC 30V (05-11)



**MB3139WL & MB3139WU thrust washers are also included*

MS7141A (91-92)

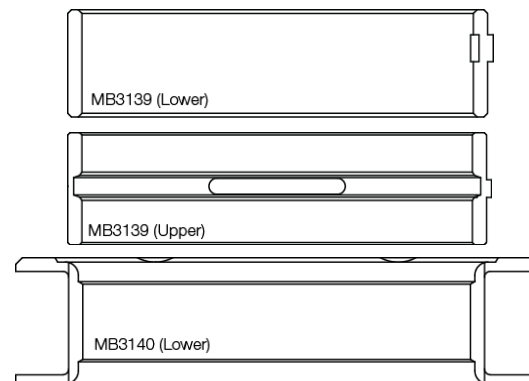
4.6L SOHC 16V (91-92)



MS2007A / MS2007P / MS2007H

4.6L SOHC 16V (92-11)

Cast Iron Block



**MB3139W thrust washer is also included*

For further information contact:

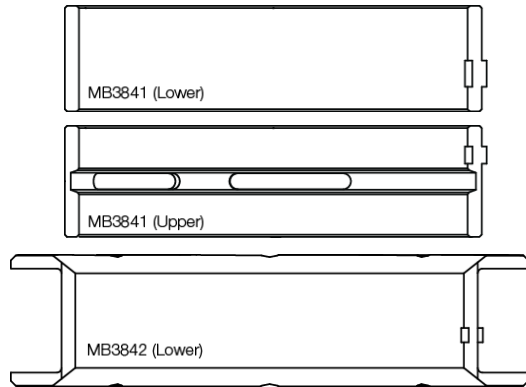
MS2259A / MS2259H

4.6L SOHC 16V (93-11)

4.6L SOHC 24V (05-10)

4.6L DOHC 32V (93-05)

Aluminum Block

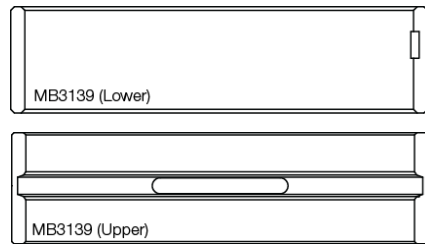


**MB3139W thrust washer is also included*

MS2293H

5.4L DOHC 32V Super Charged (05-06)

Aluminum Block

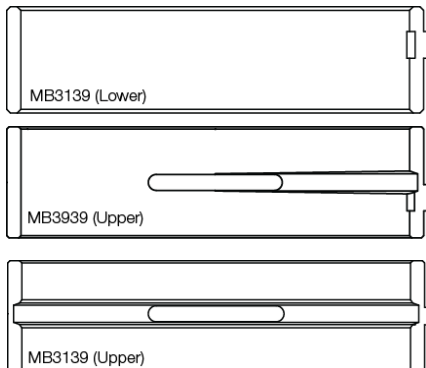


**MB3139WL & MB3139WU thrust washers are also included*

MS2295P / MS2295H

5.4L 32V Super Charged (07-12)

Cast Iron Block



**MB3139WL & MB3139WU thrust washers are also included*

Interchanges		
King	ACL	Clevite
MB5353HP	5M2007P	MS2007A
MB5353XP	N/A	MS2007H
MB5280HP	N/A	MS2202A
MB5280XP	5M7296H	MS2202H
MB5283HP	N/A	MS2259P
MB5283XP	5M5647H	MS2259H
N/A	N/A	MS2293H
N/A	5M7296H	MS2295H
CR868HPN	8B1442P	CB1442A*
CR868XPN	1B1442H*	CB1442H*
N/A	N/A	CB1442P

* Indicates Pair Pack